

# Pacific Life & Ann

**Group Affiliation:** Pacific Life Group  
**Address:** 700 Newport Center Drive  
 Newport Beach CA 92660-6397  
**Phone:** 949-219-3011

**Domicile:** AZ  
**NAIC Number:** 97268  
**Year Established:** 1982  
**Company Type:** Stock

## Ratings

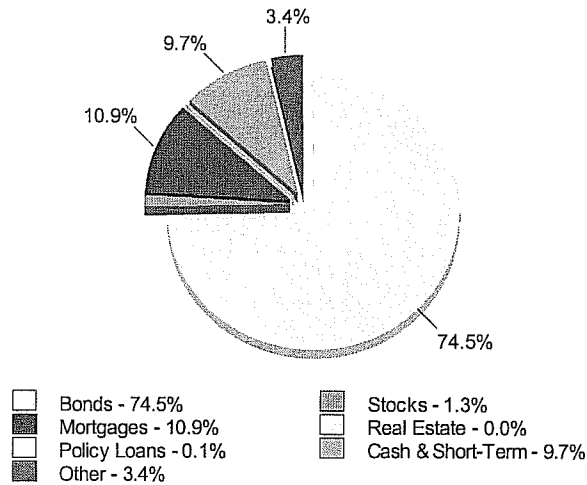
A.M. Best Company(Best's Rating, 15 ratings)	A+ (2)
Standard & Poor's(Financial Strength, 20 ratings)	AA- (4)
Moody's(Financial Strength, 21 ratings)	Aa3 (4)
Fitch Ratings(Financial Strength, 21 ratings)	AA- (4)
TheStreet.com(Safety Rating, 16 ratings)	A- (3)
Comdex(Percentile in Rated Companies)	93

## Assets & Liabilities

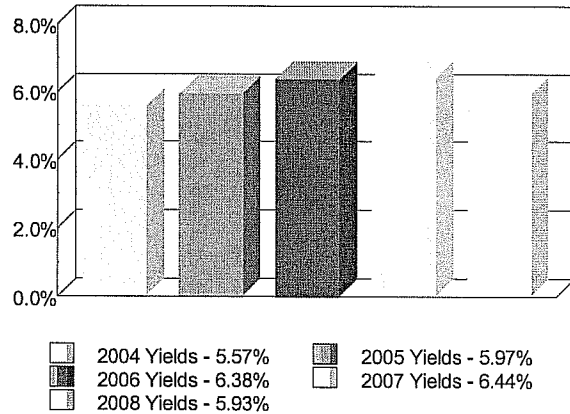
Total Admitted Assets	2,503,717
Total Liabilities	2,215,899
Separate Accounts	1,009,497
Total Surplus & AVR	299,460
As % of General Account Assets	20.0%

## Invested Assets

Total Invested Assets 1,430,225



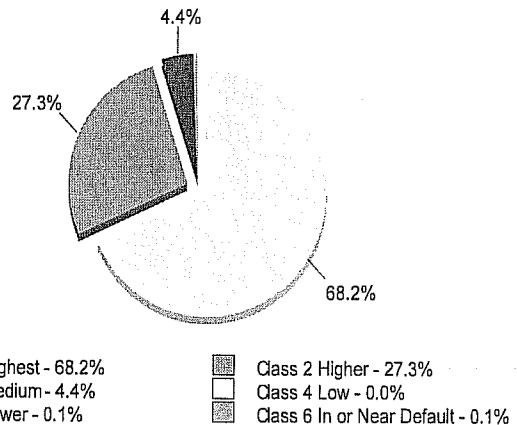
## Investment Yields



## Non-Performing Assets

Bonds In or Near Default	0.3%
Problem Mortgages	0.0%
Real Estate Acquired by Foreclosure	0.0%
Total Non-Performing Assets/Surplus & AVR	0.3%
As a Percent of Invested Assets	0.1%

## Bond Quality



## Income & Earnings

Total Income	629,432
Net Premiums Written	521,246
Earnings Before Dividends and Taxes	-116,229
Net Operating Earnings	-105,894

Data for Year-End 2008 from the life insurance companies' statutory annual statements. All dollar amounts are in thousands. All ratings shown are current as of May 15, 2009.

Presented by: Jerry C Lothrop, CLU, CSSC, Capital Planning, Inc., 2051 Killebrew Drive, Suite #640, Bloomington, MN 55425 Phone: 952-541-9464  
 Email: jlothrop@capitalplanninginc.com